



DEPARTMENT OF THE NAVY

JOINT BASE ANACOSTIA-BOLLING
20 MACDILL BLVD, SUITE 300
WASHINGTON, D.C. 20032-7711

5090
Ser N00J/102
27 Jun 16

From: Commanding Officer, Joint Base Anacostia-Bolling
To: Commanders/Directors of Tenant Organizations

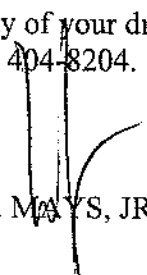
Subj: 2015 ANNUAL DRINKING WATER QUALITY REPORT, JOINT BASE ANACOSTIA-BOLLING (BOLLING SIDE), PUBLIC WATER SYSTEM (PWS) #DC0000007

Encl: (1) 2015 Annual Drinking Water Quality Report for Joint Base Anacostia-Bolling (JBAB) (Bolling Side) Public Water System (PWS) #DC0000007
(2) District of Columbia Water and Sewer Authority (DC Water) 2016 Drinking Water Quality Report

1. In accordance with federal drinking water regulations, Joint Base Anacostia-Bolling (JBAB) (Bolling side) is providing you with the 2015 Annual Drinking Water Quality Report for JBAB (Bolling side) PWS #DC0000007, enclosure (1), and the District of Columbia Water and Sewer Authority's (DC Water's) 2016 Drinking Water Quality Report, enclosure (2).
2. This routine report is required by law, and is being provided to ensure that you have all of the information regarding the quality of your drinking water. This is not being sent in response to a health threat.
3. JBAB (Bolling side) drinking water originates from the Potomac River and is treated by the U.S. Army Corps of Engineers, Washington Aqueduct (WA). The WA uses chloramines as a disinfectant. DC Water purchases drinking water from the WA and distributes it to residences and businesses in the District, including JBAB (Anacostia side).
4. Federal drinking water regulations require the Washington Suburban Sanitary Commission (WSSC) to monitor the drinking water distribution system for specific contaminants at JBAB (Bolling side). The results of routine monitoring are an indicator of whether or not your drinking water meets Safe Drinking Water Act (SDWA) standards.
5. The 2015 Annual Drinking Water Quality Report for JBAB (Bolling side), enclosure (1), provides information regarding drinking water monitoring conducted on JBAB (Bolling side). DC Water's 2016 Drinking Water Quality Report, enclosure (2), provides the monitoring data for DC Water for 2015. These enclosures provide important information about the following topics:
 - a. Drinking Water Quality Monitoring Results for JBAB-(Bolling side) conducted in CY 2015;

Subj: 2015 ANNUAL DRINKING WATER QUALITY REPORT, JOINT BASE ANACOSTIA-BOLLING (BOLLING SIDE), PUBLIC WATER SYSTEM (PWS) #DC0000007

- b. Important health effects information;
 - c. Definitions of key terms, such as maximum contaminant level;
 - d. Contaminants reasonably expected to be found in drinking water;
 - e. Sources of drinking water and contaminants that may be present in source waters;
 - f. Environmental Protection Agency (EPA) and Food and Drug Administration (FDA) regulations;
 - g. Non-English speaking population information; and
 - h. EPA Safe Drinking Water Hotline telephone number (800-426-4791).
6. If you have any questions with regard to the quality of your drinking water, contact the JBAB Installation Environmental Program Director at (202) 404-8204.



C. F. MAYS, JR

2015 ANNUAL DRINKING WATER QUALITY REPORT

JOINT BASE ANACOSTIA-BOLLING (JBAB) (BOLLING SIDE), PUBLIC WATER SYSTEM (PWS) #DC0000007

JBAB (Bolling side) distributes drinking water to residential and non-residential buildings on the installation. This water is supplied to JBAB (Bolling side) by the District of Columbia Water and Sewer Authority (DC Water). The DC Water purchases the water from the US Army Corps of Engineers, Washington Aqueduct who treats the water by removing impurities and adding a disinfectant to control microorganism levels. DC Water conducts water quality monitoring throughout the city to ensure that the water delivered throughout the District meets Federal drinking water quality standards. Routine sampling and monitoring activities at JBAB (Bolling side) are done by Washington Suburban Sanitary Commission (WSSC). Those monitoring results are contained in Table 1 of this report.

Important Health Information

Some people may be more vulnerable to contaminants in drinking water than the general population. Immuno-compromised persons such as persons with cancer undergoing chemotherapy, persons who have undergone organ transplants, people with HIV/AIDS or other immune system disorders, some elderly, and infants can be particularly at risk from infections. These people should seek advice about drinking water from their health care providers. The Environmental Protection Agency (EPA) and Centers for Disease Control and Prevention (CDC) guidelines on appropriate means to lessen the risk of infection by *Cryptosporidium* and other microbial contaminants are available from the Safe Drinking Water Hotline (800) 426-4791.

Cryptosporidium - *Cryptosporidium* was monitored by the Washington Aqueduct in the Potomac River monthly and was not detected in any sample during 2015. *Cryptosporidium* is a microbial pathogen found in most surface water in the U.S. Once *Cryptosporidium* is detected in the source water, Washington Aqueduct is required to ensure that their drinking water treatment system is adequate to control *Cryptosporidium*. *Giardia* was also monitored in the source water monthly in 2015. *Giardia* cysts were detected in one sample with a concentration of 0.10 cysts/L in February 2015.

Ingesting *Cryptosporidium* may cause cryptosporidiosis, an abdominal infection. Symptoms of infection include nausea, diarrhea, and abdominal cramps. *Cryptosporidium* must be ingested to cause disease, and it may be spread through means other than drinking water. Most healthy individuals can overcome the disease within a few weeks. However, immuno-compromised people are at greater risk of developing a life-threatening illness. JBAB encourages immuno-compromised individuals to consult their doctor regarding appropriate precautions to take to avoid infection.

Lead - If present, elevated levels of lead can cause serious health problems, especially for pregnant women and young children. Lead in drinking water is primarily from materials and components associated with service lines and home plumbing. When your water has been sitting for several hours, you can minimize the potential for lead exposure by flushing your tap for 2 minutes before using water for drinking or cooking. JBAB (Bolling side) met EPA standards for lead in 2015 (see Table 1). If you are concerned about lead in your water, please contact JBAB's Environmental drinking water program manager at 202-404-1273. Information on lead in drinking water, testing methods, and steps you can take to minimize exposure is available from the Safe Drinking Water Hotline or at <http://www.epa.gov/safewater/lead>

Violations and Exceedances

The USEPA found that JBAB (Bolling side) failed to adequately correct three significant deficiencies identified in EPA's 2008 Sanitary Survey Report on or before December 31, 2009 as required. The three deficiencies identified were (1) Ongoing problems with contract administration of the privatized utility contract awarded to Washington Suburban Sanitary Commission (WSSC); (2) Standing water in meter pits; and (3) no current pipe inventory list. JBAB (Bolling side) also increased the capacity of the water system without properly notifying EPA and without performing the necessary monitoring. As a result of these findings, JBAB (Bolling side), WSSC and one of JBAB (Bolling side) mission partners entered into an Administrative Order of Consent with EPA on August 16, 2012 and submitted a Corrective Action Plan which anticipated resolution of the deficiencies by January 31, 2015 and was revised to January 30, 2016. JBAB (Bolling side) has resolved all of the issues. Public Notice on these violations was issued on October 4, 2012 and notice has been included in Annual Drinking Water Quality Reports for 2012, 2013, 2014 and this report for 2015.

Maintaining High Water Quality in residential and non-residential buildings

What is the difference between building pipes and distribution mains?

Building pipes and distribution mains both move water. The difference is how fast the water is moving. Distribution mains typically have high water velocities that keep water fresh because of the continuous demand on the system. However, once the water leaves the main and enters a customer's service line, the water only turns over as fast as consumers use it. Water in buildings has the tendency to stagnate during off-work hours or vacation times.

Buildings also tend to keep water warmer, which can deteriorate water quality and at times create taste and odor issues.

What can I do to improve water quality?

As a tenant, you play a larger role in enhancing the water quality within the building. Here are a few actions that can be taken to prevent water quality degradation and even contamination.

- **Flush Lines After Extended Periods of Stagnation** - Often buildings will shut down over weekends and holidays. Following extended days of water stagnation, flush a tap at the furthest end of the building from where the water originates on each floor for 15 minutes. In addition, flush each frequently used fountain/tap for 2 minutes.
- **Maintain Water Fountains** - Many fountains have filters that remove chlorine taste, reduce byproducts of chlorine, and reduce sediments and particulate metals such as lead, copper, and iron which can leach from in-house plumbing. However, without routine maintenance and changing of these filters as recommended by the manufacturer, water quality will diminish considerably. Carbon filters that are not changed will eventually accumulate enough nutrients for bacteria to grow. As bacteria activity increases, their byproducts can reduce water quality. Another common water filter is a sediment filter. If these filters are not routinely changed they will begin to accumulate excessive amounts of metals which may eventually break through the filter or leach into the water during times of excessive stagnation, which may be considered any period greater than six (6) hours without water use.

- **Clean Strainers/Aerators** - Periodically remove and clean the strainer/ aerator device on faucets in the building to remove debris.
- **Keep Water Coolers Clean** - Many buildings purchase bottled water coolers for drinking water purposes. Unlike tap water, the water provided in these coolers contains no disinfectant and therefore provides the potential for bacterial growth in the cooler dispenser. Coolers must be routinely cleaned as prescribed by the manufacturer.

Water Conservation. For information on what you can do to conserve water, please visit www.epa.gov/watersense.

Table 1. 2015 Water Quality Data Table

The table below lists all of the drinking water contaminants detected that are applicable for the calendar year of this report.

Microbial Indicators							
	Units	EPA Limits		JBAB-Bolling Drinking Water		Violations	Description/Typical Sources of Contaminants
		MCLG	MCL or TT	Highest	Range		
Total Coliform Bacteria	# of positive samples	0	1 positive sample/month	0	0	No	Naturally present in the environment
E. coli Bacteria	Number Positive	0	0	0	0	No	Human and animal fecal waste

For a system that collects fewer than 40 samples/month, if two or more samples during the month are positive, the system has a MCL violation for total coliform.

Disinfectants							
	Units	EPA Limits		JBAB-Bolling Drinking Water		Violations	Description/Typical Sources of Contaminants
		MRDLG	MRDL	Highest Annual Average	Range		
Chlorine	ppm	4 running annual average	4.0 running annual average	1.5	0.10-3.10 (range of single site results)	No	Water additives that protects against microbial contamination. Chlorine is combined with ammonia to form chloramine.

Disinfection byproducts							
	Units	EPA Limits		JBAB-Bolling Drinking Water		Violations	Description/Typical Sources of Contaminants
		MCLG	MCL or TT	Highest Annual Average	Range		
Total Trihalomethanes	ppb	N/A	80	48	17.6 to 66.4 (range of single site results)	No	Trihalomethanes are a byproduct of drinking water disinfection
Haloacetic Acids	ppb	N/a	60	35.4	4.6 to 55.2 (range of single site results)	No	Haloacetic acids are a byproduct of drinking water disinfection

Inorganic							
	Units	EPA Limits		JBAB-Bolling Drinking Water		Violations	Description/Typical Sources of Contaminants
		MCLG	MCL or TT	Average	Range		
Asbestos	MFL	7	7	<0.694	<0.694	No	Decay of asbestos cement water mains; erosion of natural deposits
Nitrite	ppm	1	1	0.24	0.06 to 0.42	No	Runoff from fertilizer use; erosion from natural deposits
Nitrate	ppm	10	10	1.83	1.66 to 1.94	No	Runoff from fertilizer use; erosion from natural deposits

Asbestos result is from 2011 monitoring year, which is the most recent sampling completed in accordance with Federal regulations. The next asbestos required monitoring period is in 2020. Nitrite result is from 2015 monitoring year, which is the most recent sampling completed in accordance with Federal regulations. The next required nitrate sampling will occur in 2018.

Lead and Copper							
	Units	EPA Limits		JBAB-Bolling Drinking Water		Violations	Description/Typical Sources of Contaminants
		MCLG	Action Level (AL)	Samples Above AL	Range and 90th Percentile		
Lead-Monitoring Period June to Sept 2015	ppb	0	15	0	ND to <2 90th percentile is ND	No	Corrosion of household plumbing systems; erosion of natural deposits
Copper-Monitoring period June to Sept 2015	ppm	1.3	1.3	0	ND to 0.279 90th percentile is 0.137	No	Corrosion of household plumbing systems; erosion of natural deposits

Lead and Copper results are from June to September 2015 monitoring period, which is the most recent sampling completed in accordance with Federal regulations. The next required sampling will occur in 2018.


Data Table Key: Unit Descriptions

AL	Action Level
MCL	Maximum Contaminant Level
MCLG	Maximum Contaminant Level Goal
MRDL	Maximum Residential Disinfectant Level
MRDLG	Maximum Residential Disinfectant Level Goal
TT	Treatment Technique
ppb	Parts per billion
ppm	Parts per million

Important Drinking Water Definitions

MCLG	The level of a contaminant in drinking water below which there is no known or expected risk to health. MCLGs allow for a margin of safety.
MCL	This highest level of contaminant that is allowed in drinking water. MCLs are set as close as feasible using the best available treatment technology.
TT	A required process intended to reduce the level of contaminant in drinking water.
AL	The concentration of a contaminant, which, if exceeded triggers treatment or other requirements which a water systems must follow.
MRDLG	The level of a drinking water disinfectant below which there is no known or expected risk to health. MRDLGs do not reflect the benefits of the use of the disinfectants to control microbial contaminants.
MRDL	The highest level of a disinfectant allowed in drinking water. There is convincing evidence that addition of a disinfectant is necessary for control of microbial contaminants.

***For More Information Please Contact:
JBAB Installation Environmental Program Director
370 Brookley Avenue SW, Washington, DC 20032
Phone: 202-404-8204***



dc
water is life®

2016 DRINKING WATER QUALITY REPORT

– Summarizing 2015 Water Quality Test Results

DC WATER CONTACT INFORMATION

Drinking Water Division..... (202) 612-3440
 Customer Service (202) 354-3600
 24-Hour Command Center..... (202) 612-3400
 External Affairs (202) 787-2200
dcwater.com

Additional contacts:

US Army Corps of Engineers
 Washington Aqueduct..... (202) 764-2703
nab.usace.army.mil/Missions/WashingtonAqueduct.aspx

Department of Energy
 and Environment (202) 535-2600
doee.dc.gov

Interstate Commission on
 the Potomac River Basin..... (301) 984-1908
potomacriver.org

EPA Region III Drinking Water Branch.....(215) 814-2321

The **2016 Water Quality Report** is available for download at dcwater.com/waterreport

Reports from previous years can be viewed at dcwater.com/waterquality/waterquality_reports.cfm. Please call 202-787-2200 or send an email to externalaffairs@dcwater.com to request a printed copy.



CONTENTS

CEO and General Manager’s Message	2
Your Drinking Water Source	3
Protecting Your Drinking Water Supply	4
Drinking Water Treatment	5
Important Health Information	6
Drinking Water Analysis Data	7-11

Este reporte contiene información importante sobre su agua potable. Para obtener una traducción del reporte, por favor comuníquese con la Oficina de Asuntos Externos a través del 202-787-2200 o externalaffairs@dcwater.com.

ይህ ዘገባ ስለሚጠቀሙት ውሃ አስፈላጊ መረጃዎችን የያዘ ነው ። የተተረጎመውን ዘገባ ለማግኘት አባቱን የውጪ ጉዳይ ጽሕፈት ቤትን በስልክ ቁጥር 202-787-2200 ወይንም በኢሜል externalaffairs@dcwater.com ያግኙ።

该报告包含有关您的饮用水的重要信息。如需翻译版的报告，请联系外事办公室，电话：202-787-2200，电子邮件：externalaffairs@dcwater.com。

Báo cáo này có chứa thông tin quan trọng về nước uống của bạn. Vui lòng liên hệ Phòng Đối Ngoại theo số 202-787-2200 hoặc địa chỉ externalaffairs@dcwater.com nếu bạn muốn có bản dịch báo cáo.

Ce rapport contient des renseignements importants à propos de votre eau potable. Si vous souhaitez vous procurer un rapport traduit, veuillez communiquer avec le Bureau des affaires extérieures en composant le 202-787-2200, ou connectez-vous à externalaffairs@dcwater.com.

If you have a question about this report and require assistance from a translator, please contact Customer Service at 202-354-3600 (8 a.m. to 5 p.m., Monday through Friday).

Dear Customers,

It is with great pride that I present your 2016 Water Quality Report, which details the outstanding quality of your drinking water and reflects the dedication of more than 1,100 employees who serve you seven days a week and 24 hours a day. Customer safety is our first priority, and the 2015 test results presented in this report demonstrate that your drinking water surpassed the water quality standards established by the U.S. Environmental Protection Agency (EPA). In 2015, DC Water collected more than 6,000 water samples and conducted over 41,000 tests to ensure that high quality water reaches residents and businesses in the District of Columbia.

Please take this opportunity to learn more about your drinking water and DC Water's efforts to protect public health and our drinking water source, the Potomac River. We are committed to providing you with the best water at the lowest possible price and protecting your drinking water source for generations to come. If you have questions, concerns or suggestions, please contact us at one of the numbers listed on the previous page.

Sincerely,



George S. Hawkins, CEO and General Manager

YOUR DRINKING WATER QUALITY

In the following pages, you will find an overview of the required and voluntary water testing programs that protect our drinking water system. In order to ensure that tap water is safe to drink, the Environmental Protection Agency prescribes regulations which limit the amount of certain contaminants in water provided by public water systems. Food and Drug Administration (FDA) regulations establish limits for contaminants in bottled water which must provide the same protection for public health. Drinking water, including bottled water, may reasonably be expected to contain at least small amounts of some contaminants. The presence of contaminants does not necessarily indicate that water poses a health risk. More information about contaminants and potential health effects can be obtained by calling the Environmental Protection Agency's Safe Drinking Water Hotline (800-426-4791).





THE POTOMAC RIVER - YOUR DRINKING WATER SOURCE

Drinking water for the District of Columbia comes from the Potomac River, a “surface water” supply. DC Water purchases the treated drinking water from the U.S. Army Corps of Engineers, Washington Aqueduct (Aqueduct). The Aqueduct withdraws approximately 180 million gallons of water each day from the Potomac River at the Great Falls and Little Falls intakes and treats the water at two treatment plants, Dalecarlia and McMillan. The Aqueduct filters and disinfects water from the Potomac River to meet EPA’s safe drinking water standards. The treatment process includes sedimentation, filtration, fluoridation, pH adjustment, primary disinfection using free chlorine, secondary disinfection with chloramines through the addition of ammonia, and corrosion control with orthophosphate. To view the Washington Aqueduct’s Annual Water Quality Report, visit dcwater.com/wadreport.

DC Water purchases treated drinking water from the Washington Aqueduct and distributes the treated drinking water to more than 650,000 residential, commercial, and governmental customers in the District of Columbia.

The sources of drinking water (both tap and bottled water) include rivers, lakes, streams, ponds, reservoirs, springs, and wells. As water travels over the surface of the land and into the Potomac River, it dissolves naturally occurring minerals, and in some cases, radioactive material. The water can also pick up substances resulting from the presence of animals or human activity. Prior to water treatment, contaminants that may be present in source water include:

- Microbial contaminants, such as viruses and bacteria that may come from agricultural livestock operations, septic systems, wastewater treatment plants and wildlife.
- Inorganic contaminants, such as salts and metals that can be naturally occurring or result from urban stormwater runoff, farming, and industrial or domestic wastewater discharges.
- Pesticides and herbicides that may come from a variety of sources such as agriculture, urban stormwater runoff and residential uses.
- Organic chemical contaminants, including synthetic and volatile organic chemicals that are by-products of industrial processes and petroleum production, and also may come from gas stations, urban stormwater runoff, and septic systems.
- Radioactive contaminants that can be naturally-occurring or the result of mining activities.

SOURCE WATER PROTECTION EFFORTS

The Interstate Commission on the Potomac River Basin conducted a Source Water Assessment of the Potomac River watershed in April 2002 under a contract with the District of Columbia government. The assessment titled, *The District of Columbia Source Water Assessment*, identified urban runoff, toxic spills, agriculture and inadequate wastewater treatment as potential contamination sources to the water supply. The Assessment can be found at:

potomacriver.org/wp-content/uploads/2014/12/DC_SWA_redacted.pdf

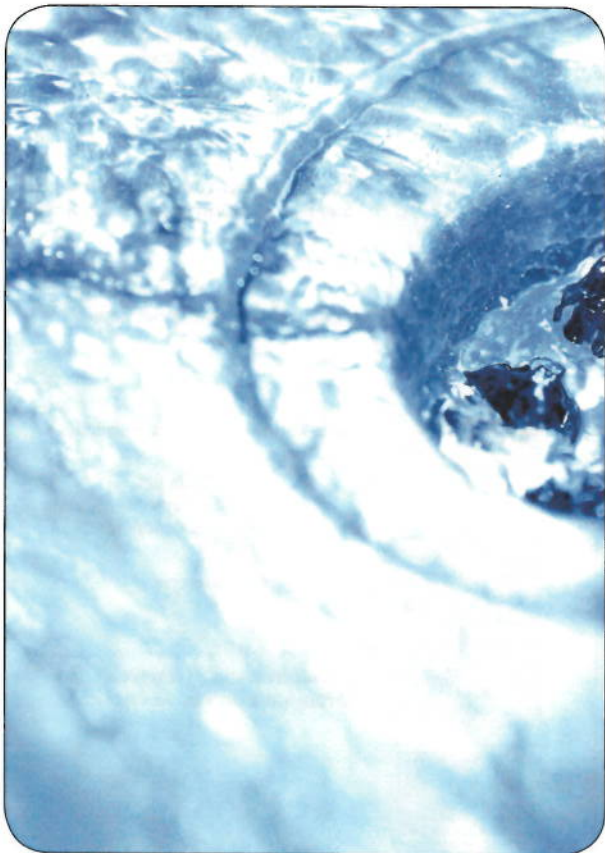
For more information on this Assessment, contact the Interstate Commission on the Potomac River Basin at 301-984-1908.

DC Water is a member of the Potomac River Basin Drinking Water Source Protection Partnership, a collaborative effort of drinking water suppliers and government agencies to protect shared drinking water sources. The group is currently working with the Metropolitan Washington Council of Governments (MWCOCG) to update the 2002 *District of Columbia Source Water Assessment*. For more information about the Partnership’s efforts, visit potomacdwspp.org.

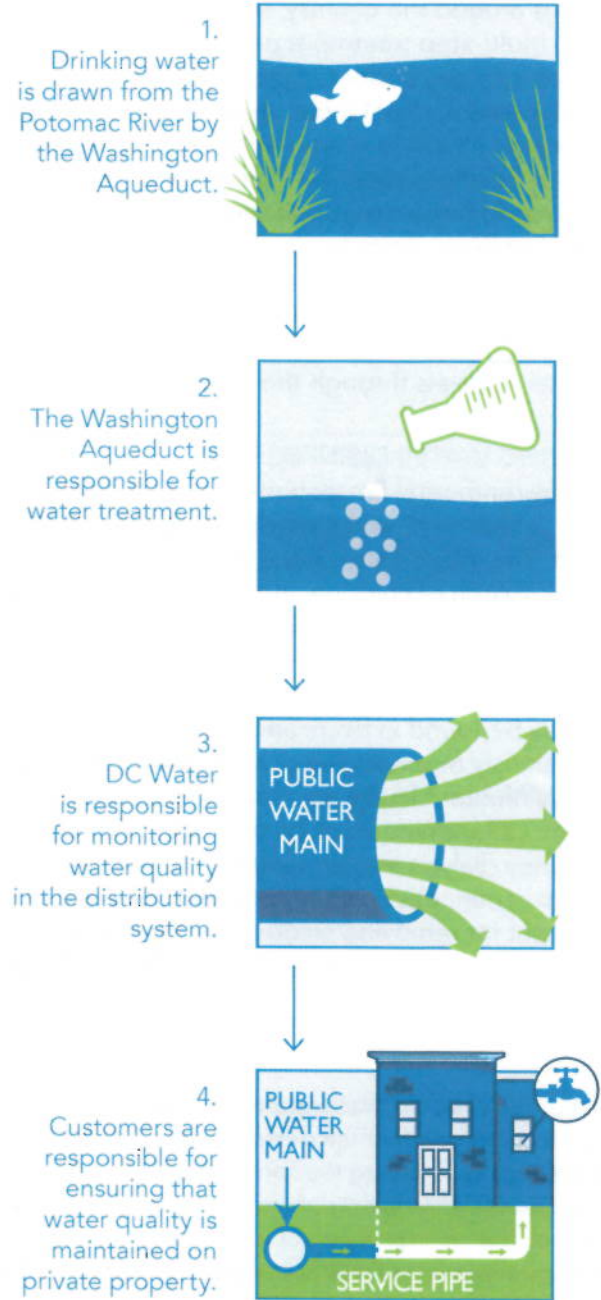
PROTECTING YOUR DRINKING WATER SUPPLY

Protect The Watershed – A watershed is an area of land that drains to a particular point along a stream or river. The best way to protect the Potomac River from contamination is to help protect the watershed. You can help protect your drinking water supply in several ways:

- Prevent trash and debris from entering storm drains and catch basins. To report a clogged drain or basin, call (202) 612-3400.
- Dispose of household waste, grease and motor oil properly.
- Report spills that could potentially enter the waterways by calling the DC 311 Call Center.
- Do not flush pharmaceuticals down the toilet or drain. Find a drug take-back location or properly dispose of medications in the garbage.



DRINKING WATER QUALITY IS A SHARED RESPONSIBILITY OF DC WATER AND RESIDENTS



DRINKING WATER TREATMENT

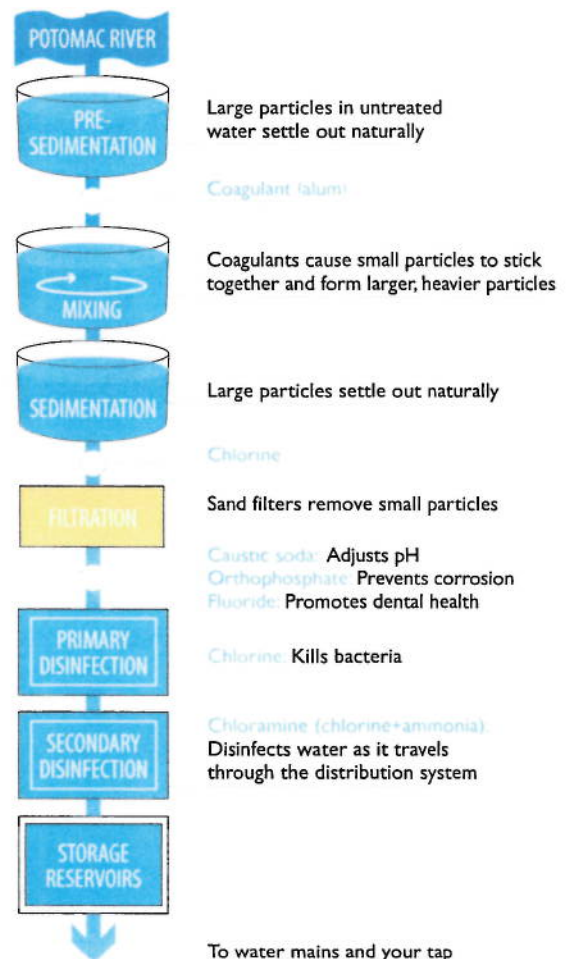
The Washington Aqueduct collects water from the Potomac River and treats the water at the Dalecarlia and McMillan Treatment Plants. Like most public water systems around the country, the Washington Aqueduct uses a multi-step treatment process. The treatment process includes sedimentation, filtration, fluoridation, pH adjustment, disinfection using free chlorine and chloramine (chlorine + ammonia), and corrosion control using orthophosphate. DC Water works closely with the Aqueduct to ensure that the water leaving the plant meets the Environmental Protection Agency drinking water standards. Once the water leaves the treatment plant, DC Water collects samples throughout the District of Columbia to monitor the quality of the water as it travels through the pipes to your tap.



DRINKING WATER DISINFECTION

The Environmental Protection Agency requires the disinfection of water supplies to protect public health. The Washington Aqueduct uses chloramine, a combination of chlorine and ammonia, to disinfect the drinking water that is delivered to the District. Chloramine is a common disinfectant used to protect water supplies from harmful bacteria and viruses that can be found in rivers and streams. DC Water continuously monitors the drinking water to ensure that safe disinfectant levels are maintained in the distribution system. Chloramine must be removed from water used for kidney dialysis and aquariums. Contact your kidney dialysis center, physician or local pet store about water treatment for removing chloramine. For more information about chloramine, visit dcwater.com/water/faqs.

WATER TREATMENT PROCESS DALECARLIA AND MCMILLAN WATER TREATMENT PLANTS



Why is chlorine used for disinfection?

Most of the year, the Washington Aqueduct uses chloramine to disinfect the drinking water. For a short period each year, during the spring, the Washington Aqueduct switches the disinfectant from chloramine to chlorine. This change is part of an annual program to clean water pipes and maintain water quality throughout the year. This is a standard practice for water systems that use chloramine during the majority of the year. Public water systems use chlorine to kill harmful bacteria and viruses that can make people sick. The level of chlorine is safe for consumption, but you can reduce the chlorine smell and taste by placing an open pitcher of water in the fridge. If you haven't used water in several hours, let the cold water run for 2 minutes before filling the pitcher.

IMPORTANT HEALTH INFORMATION

Some people may be more vulnerable to contaminants in drinking water than the general population. Immuno-compromised persons such as persons with cancer undergoing chemotherapy, persons who have undergone organ transplants, people with HIV/AIDS or other immune system disorders, some elderly, and infants can be particularly at risk from infections. These people should seek advice about drinking water from their health care providers. The Environmental Protection Agency and the Centers for Disease Control and Prevention (CDC) guidelines on appropriate means to lessen the risk of infection by *Cryptosporidium* and other microbial contaminants are available from the Safe Drinking Water Hotline (800-426-4791).

Cryptosporidium

Cryptosporidium is a microbial pathogen found in most surface water in the U.S. The Washington Aqueduct monitors for *Cryptosporidium* in the Potomac River every month. *Cryptosporidium* has not been detected in a single sample since October 2005. Ingesting *Cryptosporidium* may cause cryptosporidiosis, an abdominal infection. Symptoms of infection include nausea, diarrhea, and abdominal cramps. *Cryptosporidium* must be ingested to cause disease, and it may be spread through means other than drinking water. Most healthy individuals can overcome the disease within a few weeks. However, immuno-compromised people are at greater risk of developing a life-threatening illness. DC Water encourages immuno-compromised individuals to consult their doctor regarding appropriate precautions to avoid infection.

The Washington Aqueduct monitors for giardia lamblia cysts in the Potomac River every month. Giardia lamblia cysts were detected in one sample with a concentration of 0.10 cysts/L in February of 2015.

Lead

Drinking water is essentially lead-free when it leaves the treatment plant, but lead can be released when the water comes in contact with pipes and plumbing fixtures that contain lead. Lead sources and lead levels vary between

buildings, so it is important to identify and remove any lead sources in each household. Lead in drinking water is primarily from materials and components associated with service lines and home plumbing. A water service line connects the water main in the street to your household plumbing. The service line is owned by the property owner. The Washington Aqueduct and DC Water are responsible for providing high quality drinking water but cannot control the variety of materials used in plumbing components.

If present, elevated levels of lead can cause serious health problems, especially for pregnant women and young children. When your water has been sitting for several hours, you can minimize the potential for lead exposure by flushing your cold water tap for at least two minutes before using water for drinking or cooking. If you are concerned about lead in your drinking water, you should determine if you have lead plumbing or other sources of lead on your property and consider testing your water for lead. To request information about your water service pipes, please contact DC Water's Customer Service at (202) 354-3600. To request a free lead test kit from DC Water, please contact our Drinking Water Division at 202-612-3440.

Until all sources of lead in drinking water have been removed, pregnant or nursing women and children under the age of six should use filtered tap water for drinking and cooking. This includes water used for making infant formula, beverages and ice. Filters should be certified to meet NSF Standard 53 for lead removal. Information on lead in drinking water, testing methods, and steps you can take to minimize exposure is available from the EPA's Safe Drinking Water Hotline (800-426-4791), epa.gov/safewater/lead and dcwater.com/lead.

Download our brochure
TIPS TO REDUCE LEAD in
DRINKING WATER

[dcwater.com/news/factsheet/pdfs/
TipstoReduceLead.pdf](http://dcwater.com/news/factsheet/pdfs/TipstoReduceLead.pdf)



District of Columbia Drinking Water Analysis Data for 2015

The tables in the following section present the 2015 results of our monitoring of regulated and unregulated water quality parameters that were detected above the Environmental Protection Agency's (EPA) analytical method detection limit. Not listed are over 100 substances that were tested for, but were not detected. The test results compare the quality of your tap water to federal standards for each detected parameter, where applicable. For most of the results, you will see the unit of measurement, the EPA's regulatory limits, and the range of detected values. For regulated contaminants, we have also provided the typical contaminant sources. Please note that the monitoring frequency of each parameter varies.

The water quality test results indicate that your drinking water complied with all of the EPA's drinking water standards in 2015.

For testing results from previous years, please visit dcwater.com/waterquality/waterquality_reports.cfm.



As you review the test results in the following section, you may find terms and abbreviations with which you are not familiar. Below is a reference guide to help you better understand the terms and abbreviations used in this report.

Abbreviations and Definitions

AL (Action Level):

The concentration of a contaminant which, if exceeded, triggers a treatment or other requirement that a water system must follow. Other requirements may include additional testing, public notification or capital improvements. The AL is not equivalent to a maximum contaminant level or MCL (see definition below).

CaCO₃: Calcium carbonate.

EPA (Environmental Protection Agency):

An agency of the U.S. federal government which was created for the purpose of protecting human health and the environment, including drinking water, by writing and enforcing regulations based on laws passed by Congress.

HAA5 (Haloacetic Acids (5)):

The five haloacetic acid species required to be monitored by EPA.

MRDL (Maximum Residual Disinfectant Level):

The highest level of a disinfectant that is allowed in drinking water. There is convincing evidence that addition of a disinfectant is necessary for control of microbial contaminants.

MRDLG (Maximum Residual Disinfectant Level Goal):

The level of a drinking water disinfectant below which there is no known or expected risk to health. MDRLGs do not reflect the benefits of the use of disinfectants to control microbial contaminants.

MCLG (Maximum Contaminant Level Goal):

The level of a contaminant in drinking water below which there is no known or expected risk to health. MCLGs allow for a margin of safety.

MCL (Maximum Contaminant Level):

The highest level of a contaminant that is allowed in drinking water. MCLs are set as close to the MCLGs as feasible using the best available treatment technology.

NA: Not applicable.

ND: Not detected.

NH₃-N:

Measurement of ammonia in the form of nitrogen.

NO₂-N:

Measurement of nitrite in the form of nitrogen.

NTU (Nephelometric Turbidity Units):

Turbidity is measured with an instrument called a nephelometer, which measures the intensity of light scattered by suspended matter in the water. Measurements are given in nephelometric turbidity units (NTUs).

pCi/L (picocuries per liter): Measure of radioactivity.

PO₄:

Phosphate

ppm:

parts per million. Equivalent to a drop of water in 50 liters of liquid.

ppb:

parts per billion. Equivalent to half a teaspoon of water in one Olympic-size swimming pool.

ppt:

parts per trillion. Equivalent to a drop of water in 20 Olympic-size swimming pools.

SMCL (Secondary Maximum Contaminant Limit):

Established by EPA as non-mandatory water quality standards only as guidelines to assist public water systems in managing drinking water for aesthetic qualities, such as taste, color and odor. These contaminants are not considered to present a risk to human health at the SMCL.

TT (Treatment Technique):

A required process intended to reduce the level of a contaminant in drinking water.

Turbidity:

A measure of the cloudiness of water. We measure turbidity because it is a good indicator of the effectiveness of the water treatment system. Turbidity in excess of 5 NTU is just noticeable to the average person.



Regulated Contaminants

WASHINGTON AQUEDUCT WATER TREATMENT PLANT PERFORMANCE					
	Units	EPA Limits		DC Drinking Water	Description / Typical Sources of Contaminants
		MCLG	MCL or TT		
Turbidity	NTU	NA	TT = 1 (maximum)	(maximum hourly) 0.11	Turbidity is often caused by soil runoff
	% of monthly turbidity readings ≤ 0.3 NTU	NA	TT = 95% (minimum)	100%	
Total Organic Carbon (TOC)	% removal	NA	TT 6% to 31% as monthly removal target	All months met TOC treatment requirement. 44% (lowest annual average) 33% to 54% (range of monthly averages)	Naturally present in the environment

WATER ENTERING DC WATER'S DISTRIBUTION SYSTEM

	Units	EPA Limits		DC Drinking Water		Description / Typical Sources of Contaminants
		MCLG	MCL	Highest	Range	
Inorganic Metals						
Antimony ¹	ppb	6	6	0.3	ND to 0.3	Discharge from petroleum refineries; fire retardants; ceramics; electronics; solder
Arsenic ¹	ppb	0	10	0.4	ND to 0.4	Erosion of natural deposits; Runoff from orchards
Barium	ppm	2	2	0.04	0.03 to 0.04	Erosion of natural deposits
Inorganic Anions						
Fluoride	ppm	4.0	4.0	0.9	0.5 to 0.9	Water additive which promotes strong teeth
Nitrate as Nitrogen	ppm	10	10	2	0.5 to 2	Runoff from fertilizer use; Erosion of natural deposits
Nitrite as Nitrogen	ppm	1	1	0.01	ND to 0.01	Runoff from fertilizer use; Erosion of natural deposits
Cyanide ²	ppb	200	200	7	ND to 7	Discharge from steel/ metal factories; Discharge from plastic and fertilizer factories
Synthetic Organic Contaminants						
Atrazine	ppb	3	3	0.1	ND to 0.1	Herbicide runoff
Volatile Organic Contaminants						
None detected other than trihalomethanes reported on next page						
Radionuclides³						
Gross alpha particles	pCi/L	0	15	9	ND to 9	Erosion of natural and man-made deposits

¹ Antimony and arsenic were detected, although levels were below the minimum detection limits prescribed by EPA.

² The cyanide result is a measure of total cyanide. The MCL (0.2 ppm) is for free cyanide only which is subset of total cyanide.

³ Triennial radionuclide monitoring was performed in 2014.



Regulated Contaminants continued

DC WATER'S DISTRIBUTION SYSTEM							
	Units	EPA Limits		DC Drinking Water		Violation	Description / Typical Sources of Contaminants
		MCLG	MCL or TT	Highest	Range		
Microbial Indicators							
Total Coliform Bacteria	% of total-coliform-positive samples	0	5% of monthly samples are positive	0.8%	0 to 0.8%	no	Naturally present in the environment
E.coli Bacteria	Number positive	0		1 positive sample	0 to 1	no	Human and animal fecal waste
DISINFECTANTS AND DISINFECTION BYPRODUCTS							
Chlorine	ppm	4 (MRDLG) (annual average)	4 (MRDL) (annual average)	3.2 (Highest running annual average)	0.1 to 4.3 (Range of single site results)	no	Water additive used to control microbes; Chlorine is combined with ammonia to form chloramine.
Total Trihalomethanes	ppb	NA	80 (4-quarter locational running average)	46 (Highest locational running annual average)	15 to 66 (Range of single site results)	no	By-product of drinking water disinfection.
Haloacetic Acids (5)	ppb	NA	60 (4-quarter locational running average)	29 (Highest location running annual average)	12 to 43 (Range of single site results)	no	By-product of drinking water disinfection.
LEAD AND COPPER (AT THE CUSTOMER'S TAP)							
	Units	EPA Limits		DC Drinking Water		Violation	Description / Typical Sources of Contaminants
		MCLG	Action Level	Samples above AL	90th Percentile		
Lead							
January-June Monitoring Period	ppb	0	15	0 of 108	2	no	Corrosion of household plumbing systems; erosion of natural deposits
July-December Monitoring Period	ppb	0	15	1 of 110	4		
Copper							
January-June Monitoring Period	ppm	1.3	1.3	0 of 108	0.085	no	Corrosion of household plumbing systems; erosion of natural deposits
July-December Monitoring Period	ppm	1.3	1.3	0 of 110	0.086		



Contaminants without Primary MCLs or Treatment Techniques

WATER ENTERING DC WATER'S DISTRIBUTION SYSTEM				
Parameter	Units	Average	Range	
Aluminum	ppb	26	10 to 68	
Bromide	ppm	ND	ND to 0.08	
Calcium	ppm	37	26 to 51	
Chloride	ppm	53	27 to 140	
Copper at Point of Entry ⁴	ppb	4	0.7 to 17	
Iron	ppb	ND	ND to 16	
Lithium	ppb	2	1 to 3	
Magnesium	ppm	8	3 to 14	
Manganese	ppb	0.6	ND to 2	
Molybdenum	ppb	0.6	ND to 1	
N-Nitroso-dimethylamine (NDMA)	ppt	ND	ND to 3	
Nickel	ppb	0.9	0.6 to 1	
Orthophosphate (as PO ₄)	ppm	2.4	1.9 to 3	
Perchlorate	ppb	0.6	0.2 to 7.5	
Potassium	ppm	3.0	2.2 to 4.2	
Sodium	ppm	32	16 to 70	
Strontium	ppb	161	85 to 246	
Sulfate	ppm	43	30 to 71	
HAA5 at Point of Entry ⁵	ppb	25	10 to 36	
Total Ammonia	ppm	0.7	0.01 to 0.9	
Total DCPA (mono- & -di-acid degradates)	ppb	ND	ND to 0.1	
Total Hardness	ppm	124	82 to 173	
Total Hardness	grains/gal	7.2	4.8 to 10.1	
TTHM at Point of Entry ⁵	ppb	37	14 to 65	
Vanadium	ppb	ND	ND to 0.9	
Zinc	ppb	1	ND to 23	

⁴ Results represent levels entering DC Water's distribution system and are distinct from the results of copper compliance monitoring conducted in residential homes.
⁵ Monitoring for these parameters is not required at entry points, but is required in the distribution system.

Other Water Quality Parameters

DC WATER'S DISTRIBUTION SYSTEM & TAP MONITORING RESULTS				
Parameter	Units	Average	Range	
Alkalinity	ppm	65	47 to 93	
Aluminum Total mg/L	ppm	0.007	0 to 0.08	
Ammonia-Free NH ₃ -N	ppm as NH ₃ -N	0.20	0.08 to 0.31	
Calcium Hardness mg/L as CaCO ₃	ppm as CaCO ₃	94	61 to 128	
grains per gallon	Grains per gallon as CaCO ₃	5.5	3.6 to 7.5	
Dissolved Orthophosphate mg/L	ppm	2.50	2.01 to 4.14	
Iron Total mg/L ⁶	ppm	0.05	0 to 0.21	
Nitrite mg/L	ppm as NO ₂ -N	0.02	0.002 to 0.212	
pH	--	7.67	7.52 to 7.86	
Temperature F	Degrees Fahrenheit	65	39 to 91	
Total Dissolved Solids	ppm	204	146 to 286	

⁶The secondary maximum contaminant level (SMCL) for iron is 0.3 ppm. SMCLs are established by EPA only as guidelines to assist public water systems in managing their drinking water for aesthetic considerations, such as taste, color, or odor. These contaminants are not considered to present a risk to human health at the SMCL.


drink tap

dcwater.com/tap

TapIt
Metro D.C.

TapIt Metro D.C. is a network of nearly 400 businesses in the metro region that provide free tap water to refill a reusable bottle.

Download the free **TapIt Metro D.C.** app to find locations or visit freetapwater.org for a map of partners.



FOR WATER QUALITY TIPS, DOWNLOAD

DC Water's HOUSEHOLD WATER QUALITY GUIDE



[dcwater.com/
homeguide](http://dcwater.com/homeguide)

or call
202-787-2200
to request a mailed
copy.

GET INVOLVED

The DC Water Board of Directors conducts regularly scheduled board meetings that are open to the public, generally on the first Thursday of each month, 9:30 AM at the Blue Plains Facility, 5000 Overlook Ave, SW, Washington, DC 20032.

Please visit dcwater.com or contact the Office of the Board Secretary at (202) 787-2330 to confirm a meeting time and location.